

---

# NOTES FOR GUIDANCE ON THE METHOD OF MEASUREMENT FOR HIGHWAY WORKS

---

## Contents

### Introduction

### Chapters I, II and III

Item Coverage  
Extra Over Items  
Remove From Store and Re-erect/Re-install/Relay  
Hard Material  
Dayworks  
Testing  
Modification and New Materials  
Telephone Calls  
Special Preliminary Items

- Series 100 Preliminaries**  
General  
Privately and Publicly Owned Services and Supplies  
Maintenance of Highways  
Contraflows (Traffic Safety and Management)  
Temporary Diversion for Traffic  
Damage to the Highway  
Information Boards and Driver Information Signs (05/01)
- Series 200 Site Clearance**  
Obstructions Above Ground Level  
General Site Clearance (05/01)  
Take Up or Down  
Damage to Items
- Series 300 Fencing (05/01)**  
Temporary Fencing  
Concrete Foundations or Longer Posts (05/01)
- Series 400 Road Restraint Systems (Vehicle and Pedestrian) (05/04)**  
Pedestrian Restraint Systems (05/04)  
Re-tensioning of Existing Safety Barriers (05/04)  
Loading Tests on Post Foundations (05/04)
- Series 500 Drainage and Service Ducts**  
Tabulated Billing  
Drainage and Service Ducts in Structures  
Alternative Types of Pavement

---

<b>Series 600</b>	<b>Earthworks</b> General Processing Materials Compaction and Deposition of Fill Geological Terms Alternative Types of Pavement Capping Hard Material Crib Walling, Reinforced Earth Structures and Anchored Earth Structures Typical Earthworks Schedules Ground Water Lowering Trial Pits Perforation of Redundant Slabs, Basements and the Like Geotextiles Stated Class of Imported Material Ground Improvement - Vibrated Stone Columns Imported Topsoil and Topsoiling (05/01) Surcharge Material (05/01)
<b>Series 700</b>	<b>Pavements</b> Joints Alternative Types of Pavement Tack Coats Repairs to Existing Carriageways (05/01) Regulating Course Breaking Up or Perforation of Redundant Pavements (05/01)
<b>Series 1100</b>	<b>Kerbs, Footways and Paved Areas</b> Steps Bituminous and Cement Bound Regulating Course (05/01)
<b>Series 1200</b>	<b>Traffic Signs and Road Markings</b> Road Studs (05/01) Removal of Road Markings Traffic Signal Installations - Network Cabling (05/01)
<b>Series 1400</b>	<b>Electrical Work for Road Lighting and Traffic Signs</b> Location of Cables Earth Electrodes
<b>Series 1500</b>	<b>Motorway Communications</b> TV Monitoring to Motorways and Other Roads (05/01) Location of Cables Application to Non-motorway Schemes Cable Joints National Alterations to Overseeing Organisations of Scotland, Wales and Northern Ireland (05/01)
<b>Series 1600</b>	<b>Piling and Embedded Retaining Walls</b> Casings and Linings Steel Bearing Piles Embedded Retaining Walls Instrumentation for Piles and Embedded Retaining Walls Propping and Anchorages for Embedded Retaining Walls King Post Walls

- 
- Series 1700 Structural Concrete**  
Curved Formwork  
Finishes to Concrete  
Underbridges and Footbridges
- Series 1800 Steelwork to Structures**  
Miscellaneous Metalwork  
Surface Preparation
- Series 2000 Waterproofing for Concrete Structures**  
Additional Protective Layers
- Series 2200 Not Taken Up (05/04)**
- Series 2400 Brickwork, Blockwork and Stonework**  
General
- Series 2500 Special Structures**  
Designated Outlines  
Foundations  
Alterations Outside the Designated Outlines  
Detailing of Designated Outlines  
Environmental Barriers  
Drains Exceeding 900mm Internal Diameter, Box Culverts and  
Piped Culverts (05/01)
- Series 2700 Accommodation Works, Works for Statutory Undertakers,  
Provisional Sums and Prime Cost Items**  
General  
Provisional Quantities, Provisional Sums, Daywork Schedules  
and Prime Cost Items (05/01)
- Series 3000 Landscape and Ecology (05/01)**  
General  
Preparation of Bill of Quantities  
Vegetation Clearance  
Mulching  
Weed Control, Maintenance of Established Trees and Shrubs,  
Maintenance of Grassed Areas and Maintenance of  
Wildflower Areas, Areas of Nature Conservation Value and  
Ornamental Planting Areas  
Special Ecological Measures  
Staged Payments
- Series 5000 Maintenance Painting of Steelwork (05/03)**  
Grinding after Surface Preparation  
Replacement of Structural Members

---

## **Introduction**

---

The Method of Measurement for Highway Works (MMHW) and the Library of Standard Item Descriptions (LSID) have been based upon the Specification for Highway Works (SHW) and the Highway Construction Details (HCD) published as Volume 1 and Volume 3 of the Manual of Contract Documents for Highway Works.

They are intended for use with the Conditions of Contract included in the Model Contract Document for Highway Works published as Section 1 of Volume 0 of the Manual of Contract Documents for Highway Works.

---

## Chapters I, II and III

---

### 1 Item Coverage

(11/04) Item coverages in the MMHW ensure that the Contractor knows the items of work to be covered by the rates and prices he inserts against the appropriate items in the Bill of Quantities. However, coverages relative to the base item description are not normally included, for example cement in concrete, nor are those contingently and indispensably necessary to enable the work item to be completed satisfactorily, for example nuts and bolts in safety barriers. Similarly general obligations are not separately covered, for example obligations set out in the Conditions of Contract or covered in the Preambles to Bill of Quantities. The basic item coverages closely match the SHW and HCD. Hence if changes are introduced into the Specification the item coverages have to be reviewed to ensure that they accurately relate to the revised Specification. Changes to the Specification should not be introduced on the Drawings although revised Drawings may reflect revisions to the Specification in which case reference to the Drawings should be incorporated in the Specification. Conversely item coverages should not be extended to include items of work which are not specified or not shown in the HCD.

Item coverages often refer to item coverages set out in one or more other Series. The complete item coverage therefore embodies all such references despite those references appearing to be unconnected with the original item in some cases.

### 2 Extra Over Items

Extra Over (EO) items shown in the MMHW are applied to a base item where a significant additional burden is placed upon the Contractor to undertake extra work of much the same nature as the work covered by the base item. The quantities to be billed for the EO items must be in respect of work included with the quantities for the base item. Consequently the item coverage in respect of the quantities for the EO item comprises a summation of that for the base item and the EO item.

### 3 Remove From Store and Re-erect/Re-install/Relay (05/01)

The items for remove from store and re-erect, re-install, relay include items which have been removed to store off Site designated by the Overseeing Organisation and items which have been set aside by the Contractor as required by the Contract.

#### **4 Hard Material** (05/01)

(11/04) Excavation in Hard Material occurs in the item coverage for several items of work, for example, fencing, safety barriers, traffic signs and road markings, road lighting and electrical work. The Contract should contain information known to the compiler about the existence and extent of Hard Material and this should include existing buried roads and the like. This would not relieve the Contractor of his obligations under the Conditions of Contract. Hard Material is measured extra over normal excavation for earthworks, fencing and drainage and guidance is given under Series 600.

#### **5 Dayworks** (05/01)

Where it is anticipated work will be required to be executed on a daywork basis, attention is drawn to the Model Contract Document for Highway Works, which sets out the means of providing for Dayworks in the Contract. The Compiler when considering the particular form of contract to be utilised shall decide whether it is appropriate to include Daywork items. The Compiler shall decide whether the deletion of references from within documentation to Dayworks is appropriate.

#### **6 Testing** (11/06)

The compiler's attention is drawn to paragraph 18 of the Preamble to Bill of Quantities which sets out the manner in which testing is either to be allowed for in the rates and prices or measured in the Bill of Quantities.

Compliance testing of the permanent works to be carried out by the Contractor at specified frequencies is scheduled by the compiler in Appendix 1/5 to the Specification. Paragraph 2(x) of the Preambles to the Bill of Quantities covers testing listed in Appendix 1/5 and no items should be included in the Bill of Quantities in respect of these tests. Appendix 1/5 may also include tests to be carried out on the permanent works to prove the Overseeing Organisation's design, or validate design assumptions, and these tests are also covered by paragraph 2(x).

Other compliance testing, checking, inspecting, measuring and verifying of workmanship, goods and materials incorporated into the permanent works required to be carried out by the Contractor but not listed in Appendix 1/5 is covered by paragraph 2 (xii) of the Preamble to the Bill of Quantities and no items should be included in the Bill of Quantities in respect of these tests. Tests to be carried out on the permanent works to prove the Overseeing Organisation's design, or validate design assumptions, but which are not separately listed in Appendix 1/5 are also covered by paragraph 2(xii).

Trial construction and associated testing to be carried out by the Contractor for the purpose of proving the Overseeing Organisation's design or validating design assumptions, e.g. installation and test loading of trial piles in advance of the main piling or loading tests for safety barrier posts, shall be measured separately in the relevant Series. The compiler should ensure that appropriate items are included in the Bill of Quantities for these and any similar tests and, where necessary, make appropriate amendments to the Method of Measurement.

Where additional types or numbers of tests are ordered by the Overseeing Organisation they should be paid for under the provisions contained in the Conditions of Contract except where they relate to tests applicable to goods or materials put forward by the Contractor when reasonable tests should be called for at the Contractor's expense to ensure conformity with the Specification.

### **7 Modification and New Materials** (05/01)

The item coverage applicable to removing from store and re-erecting/re-installing/relaying various materials includes for modification and new materials to the extent that the requirements are detailed in the Contract. Modification and new materials of which the Contractor was not informed at the time of tender are not covered by this item coverage.

### **8 Telephone Calls** (05/01)

Where provision is made in the Contract telephone calls made by the Overseeing Organisation are reimbursable in the case of the certified actual price but the cost of telephone rental and installation is not reimbursable, as it is included in item coverage for temporary accommodation.

### **9 Special Preliminary Items** (05/01)

The use of Special Preliminary Items is identified in Chapter III Preparation of Bill of Quantities paragraph 4 and the intention is that they are only included in exceptional circumstances as described in sub-paragraphs (a) and (b). The Compiler shall ensure that if items are included that they are adequately covered within the documentation including any required item coverage.

---

## **Series 100: Preliminaries**

---

### **1 General**

These Notes for Guidance use generic terms and compilers should refer to the proposed particular Form of Contract being used for derivation of contract specific terminology.

### **2 Privately and Publicly Owned Services and Supplies**

Particulars of the services and supplies affected by the Permanent Works and any preliminary arrangements for alterations by the owner or authority responsible should be detailed in Appendix 1/16 of the Specification but not included in Items or Sums in the Bill of Quantities, apart from any permanent works for the alterations which are to be provided by the Contractor, for example ducts. Charges by the owner or authority responsible for these alterations will be paid by the Overseeing Organisation after scrutiny. Any alterations to services and supplies required for the Contractor's temporary works, diversions and the like are the responsibility of the Contractor and are deemed to be covered by the rates and prices in the Bill of Quantities.

### **3 Maintenance of Highways**

Appendix 1/17 of the Specification specifies those maintenance functions which will be the responsibility of the Contractor within defined physical limits and time periods.

The work scheduled in this Appendix is covered by the rates and prices inserted by the Contractor in the Bill of Quantities.

### **4 Contraflows (Traffic Safety and Management)**

There are three possible methods by which contraflows can be planned and designed:

- (a) full proposals drawn up by the Overseeing Organisation;
- (b) outline proposals drawn up by the Overseeing Organisation and completed by the Contractor;
- (c) full proposals drawn up by the Contractor.

Requirements under methods (a) or (b) should be scheduled in Appendix 1/17. Method (c) will be deemed as Contractor's temporary works to be included in the contraflow item.

It is recommended that the contraflow item is always included when traffic management is required thus allowing for Contractor's proposals as described in method (c) above.



## 5 Temporary Diversion for Traffic

The MMHW allows for temporary diversions for traffic to be measured as follows:

- (a) Specific Locations - These may include those where, in the opinion of the compiler, the diversionary work is likely to be complicated, expensive, or its impact on or disruption of the Works is likely to be substantial. The description should include the appropriate reference from Appendix 1/18 of the Specification.
- (b) (05/01) Omnibus Item - This should include all diversions of a minor nature scheduled in Appendix 1/18 of the Specification. The omnibus item should not include in its description the references from Appendix 1/18 of the Specification.
- (c) (05/01) A separate omnibus item should always be provided for all diversions at locations proposed by the Contractor.

## 6 Damage to the Highway

The responsibility for repairing damage to highways rests with the Contractor unless stated otherwise in Appendix 1/17 or 1/18. The compiler should check whether or not the Conditions of Contract requires the Contractor to insure and indemnify the Overseeing Organisation against loss, damage and claims. If so, this is covered by Preamble 2 (vii) to the Bill of Quantities.

## 7 Information Boards and Driver Information Signs (05/01)

The items in the Bills of Quantities for Information Boards shall only be in respect of those Information Boards detailed in Appendix 1/21 to the Specification.

The Information Boards should not be confused with Driver Information Signs which, when required, will be detailed in Appendix 1/17 to the Specification and are included in the Item Coverage for Traffic Safety and Management.

---

## **Series 200: Site Clearance**

---

### **1 Obstructions Above Ground Level**

The various Group I, Feature 3 items of site clearance measured separately are to be referenced on the site clearance drawings and listed in Appendix 2/1.

The referencing of items for site clearance can include consolidated references such as - “a house with adjoining garage and outbuildings” provided that full identification is given in, or cross referenced in, Appendix 2/1.

### **2 General Site Clearance (05/01)**

The stated unit of measurement for General Site Clearance is hectare as paragraph 2(i). However there may be circumstance in which this unit of measurement is not appropriate for certain schemes such as those involving a high degree of maintenance work. In these circumstances the compiler may wish to amend the unit of measurement to “item” by the insertion of a Preamble to the Bill of Quantities. In any event the limits of General Site Clearance should be clearly indicated on the drawings.

The compiler’s attention is drawn to Specification paragraph 202.3 which refers to cutting back existing trees, bushes and hedges. Item coverage paragraph 5(h) allows the tenderer to price this requirement. However it is recommended that the extent of the cutting back to existing trees be taken into consideration since this aspect may be more appropriately measured in accordance with Series 3000, particularly if specialist activities such as tree surgery are required.

### **3 Take Up or Down (05/01)**

Take up or down and set aside for re-use should only be used for those materials or items that are required to be stored on Site by the Contractor prior to re-use. Take up or down and remove to store off Site is appropriate to those materials or items which are required to be taken off Site to a store designated and described in the Contract. These requirements should be detailed in Appendix 2/3 of the Specification including the distance to the store.

The item(s) for take up or down and remove to tip off Site shall be used only when no item for General Site Clearance has been included in the Bill of Quantities for that particular area. In this case it is essential that all items to be removed to tip off Site are measured separately in accordance with paragraphs 8 to 11.

### **4 Damage to Items (05/01)**

Item coverage includes for replacing items damaged in the process of taking up or down and setting aside or storing. It is the Contractor’s responsibility to ascertain at the time of tender the extent of any damage which may occur and to make the appropriate allowance in his rates and prices.

---

## **Series 300: Fencing** (05/01)

---

### **1 Temporary Fencing**

The Specification requires the Contractor to erect temporary fencing in all situations where he does not provide permanent fencing immediately. To comply with the Specification, Health and Safety Regulations and the Conditions of Contract the Contractor has the choice of a range of four specified types of temporary fencing. This temporary fencing is not shown on the Drawings nor is it included in the Bill of Quantities. However, should some specific temporary fencing be required by the Overseeing Organisation then this should be shown on the Drawings and included within Appendix 3/1 and the Bill of Quantities.

The Compiler should ensure that the obligations under the Form of Contract being utilised are sufficient and adequately cover the particular requirements of an individual scheme.

### **2 Concrete Foundations or Longer Posts** (05/01)

Items are provided in the MMHW for concrete foundations to timber posts. These are only to be measured where such a requirement is identified in Appendices 1/15 or 3/1 of the Specification.

Foundations in all other circumstances, including those for all posts other than timber, shall be deemed to be included within the fencing item to which they relate.

Locations where longer posts are required should also be identified in Appendices 1/15 or 3/1, a specific Type reference should be given, and reference made in item descriptions.

---

## **Series 400: Road Restraint Systems (Vehicle and Pedestrian)**

(05/04)

---

### **1 (05/04) Pedestrian Restraint Systems**

Curves which are made up from individual straight lengths should not be considered as curved elements but as straight guardrails or handrails.

Where the rails are actually curved they should be measured as curved guardrails or handrails as described by the specific radius.

### **2 (05/04) Re-tensioning of Existing Safety Barriers**

Where re-tensioning of existing safety barriers when connected to new is required the Drawings and/or Specification should clearly identify the work.

### **3 (05/04) Loading Tests on Post Foundations**

Where the Overseeing Organisation requires to carry out its own tests on post foundations, due provision should be made in the contract.

### **4 (11/04) Remove from Store and Re-erect Safety Barriers**

Compilers should note that there are no Specification clauses that support the re-erection of safety barriers. It is envisaged that the requirement to re-erect safety barriers will be dealt with by individual Contract specific amendments which will include the provision of relevant standard drawings and specification clauses.

---

## **Series 500: Drainage and Service Ducts**

---

### **1 Tabulated Billing**

The billing of pipe runs of varying diameter and specification with their attendant adjustment items produces a lengthy Series 500 bill. It is suggested that a tabulated method is used as shown in the example overleaf. This method will reduce the repetition of item descriptions. This method can also be extended to manholes and chambers.

Where non-standard or small quantities exist they would be best billed in the traditional manner.

### **2 Drainage and Service Ducts in Structures**

The extent of the quantities included in the item for drainage and service ducts to a structure and their interface with non-structural drainage should be clearly shown on the Drawings. The quantities making up this item should either be scheduled in an appendix or on a drawing of the structure.

### **3 Alternative Types of Pavement**

There is no requirement to provide separate drainage Bills of Quantities corresponding with each alternative Type of Pavement. Measurement of drainage must be based upon the thinnest construction permitted for any of the alternative Types of Pavement irrespective of the Type of Pavement chosen by the Contractor.

## Tabulated Drainage Example

### 1 Drains (05/01)

Item	Description	Unit	Quantity	Rate	£	p
	(05/01) 'A' mm internal diameter drain specified design group 'B' in trench depth to invert exceeding 2 metres, but not exceeding 4 metres, average depth to invert 'C' metres.					
	Adjustment on this item for variation greater than 150mm above or below the average depth of 'C' metres per 25mm of variation in excess of 150mm. Rate per metre 'D' (not to be extended).					
	'A' dia	'B' design group	'C' ave. depth	'D' adjust. rate		
21	150	6	2.625		m	54
22	225	7	2.950		m	18
23	300	7	2.875		m	78
24	450	8	3.275		m	157

NOTE: Adjustment rate 'D' shall apply to both increases and decreases of average depth in excess of 150mm, and will result in either a positive or negative adjustment of the rate.

### 2 Chambers

Item	Description	Unit	Quantity	Rate	£	p		
	(05/01) Chamber specified design group 'A' sub-type 'B' with 'C' 'D' and frame depth to invert exceeding 'E' metres but not exceeding 'F' metres.							
	'A' design group	'B' sub- type	'C' cover grade	'D' type	'E' depth min.	'F' range max.		
76	2	-	grade A	cover	1	2	no	10
77	3	a	grade A	cover	1	2	no	60
78	3	b	grade A	cover	1	2	no	70
79	3	c	grade A	cover	2	3	no	55

---

## Series 600: Earthworks

---

### 1 General

(11/04) Where the Contractor has obligations in respect of classification of earthworks materials then these obligations include sampling and testing in accordance with the directions given in the Contract. The Contractor retains overall responsibility to provide acceptable earthworks materials as defined in the Contract both when classification and determination of acceptability is done by the Contractor and when it is done by the Overseeing Organisation.

The attention of compilers is drawn to the criteria for classification of earthworks materials which are set down in Clause 601.1 and Table 6/1 of the Specification as modified and extended to suit the requirements of any particular Contract by Appendix 6/1. Additionally, compiler's attention is drawn to the classification flowchart at Table NG 6/1 in Volume 2 of the Manual of Contract Documents for Highway Works. Classification is based on the simple principle that all materials which meet the requirements for acceptability for use as fill forming any part of the Permanent Works, whatever their usage, are termed acceptable materials. Materials which fail to meet the criteria for acceptability for any of the classes of fill required for the Permanent Works are termed unacceptable materials. Separation between acceptable and unacceptable material in the measurement of excavation, disposal of material, deposition of fill and compaction of fill **must** conform strictly with the acceptability parameters established in the Specification.

In particular, all materials excavated from within the Site, which at the point of excavation, comply with the acceptability requirements for any of the various classes of fill permitted by the Contract, notwithstanding that materials in any particular class may be surplus to the requirements of the Contract for that class, or outside the limits for other classes, shall be classified and measured as excavation of acceptable material. For the avoidance of doubt the Specification and the Method of Measurement provide for the inclusion amongst excavated acceptable materials of the lower categories of material not suitable for use in structural embankments but acceptable for use as fills in landscaping areas (Class 4 fills) and environmental earthwork bunds. These lower categories of material must therefore be included in the measurement of excavation, disposal of material, deposition of fill and compaction of fill as acceptable material.

Those materials which, on excavation, fall outside the specified limits for acceptability or require further processing to render them acceptable for use in the Works, shall be classified and measured as excavation of unacceptable materials.

It is emphasised that the Specification and the Method of Measurement only provide for a change in classification and measurement from excavation in unacceptable material to deposition of acceptable material where the Overseeing Organisation specifies that materials classified and measured as unacceptable on excavation shall be processed to render them acceptable for use as fill in the Permanent Works.

Furthermore, compilers are advised that neither the Specification nor the Method of Measurement provide for, nor in any circumstances should they be amended to provide for, the deposition, importation or compaction of unacceptable materials.

If the Contractor opts to render unacceptable material acceptable for use in the Works (as opposed to when the Overseeing Organisation has specified that this should take place) then measurement shall be as though the unacceptable material had been disposed of and acceptable material of the class rendered acceptable, imported. If the Contract requires that unacceptable material is rendered acceptable then that material is measured as treatment of unacceptable material Classes U1A and U1B and then considered to be acceptable material arising from the Site.

Advice Note HA 44 provides further information on the procedures for dealing with earthworks.

## 2 Processing Materials

(11/04) When the Overseeing Organisation decides to assess and designate material within the excavation which can be processed into acceptable material for general fill or selected fill, he should state the Class or Classes of acceptable material with which the processed material must comply.

The class of the processed material should be specified and the location of its excavation should be shown on the Drawings and referenced.

The sequence of measurement items is as follows:

- (i) Excavation of unacceptable material Classes U1A and U1B (in cutting etc).
- (ii) Extra over excavation for excavation in Hard Material in cutting and other excavations.
- (iii) Processing of unacceptable material Classes U1A and U1B to acceptable material stated class or classes.
- (iv) Deposition of acceptable material (in embankments etc).
- (v) Compaction of acceptable material (in embankments etc).

The earthworks schedules may require additional items under the fill sections depending on Specification and deposition requirements.

## 3 Compaction and Deposition of Fill

The volume of material measured in Compaction of Fill should include the quantities measured in Imported Fill and Deposition of Fill.

The quantity of material measured in Deposition of Fill should relate only to the acceptable material arising from the Site including material so arising as unacceptable but required to be processed to become acceptable and not that measured in Imported Fill.

## 4 Geological Terms

Excavated material which comes within the definition of acceptable material should be billed as stated in the MMHW/LSID and not described by a geological term or common name e.g. chalk.

## 5 Alternative Types of Pavement

Where the Contract provides for the Contractor to select the Type of Pavement a separate Earthworks Bill of Quantities is required to correspond with each alternative Type of Pavement. The measurement for each of the individual Bills



of Quantities is to be based on the thinnest construction permitted for each Type of Pavement. The tenderer is required to price and extend only the Earthworks Bill which applies to his selected Type of Pavement.

## 6 Capping

The material required and detailed in the Contract for use as capping may be obtained from various specified classes of material. This material should not be billed as “capping” material but should be as described in the MMHW and LSID under the appropriate feature classification for acceptable material.

## 7 Hard Material

This note gives general guidance on the way Hard Material should be dealt with when included in contract documentation.

The definition of Hard Material in the MMHW has evolved over a period of time and it should not be changed. The inclusion of the definition in contract documentation effectively excludes all other forms of definition. The aim is to achieve consistency of approach throughout the country giving benefit to the Overseeing Organisation and Contractors. There are two parts to the definition and in general they should be compatible.

The excavation of Hard Material has been recognised in the MMHW as warranting measurement as extra over normal excavation because of the relative cost of the removal of such material.

Hard Material is defined for measurement purposes only, in Chapter I Definitions, paragraph 1(h) as the following:

- (i) material so designated in the Preambles to Bill of Quantities; and/or
- (ii) material which requires the use of blasting, breakers or splitters for its removal but excluding individual masses less than 0.20 cubic metres.

Sub-paragraph (ii) of the definition outlines the means of determining the volume of Hard Material when circumstances preclude the use of sub-paragraph (i). These circumstances should be rare. At the time of tender the Contractor should generally be made aware of what material is to be expected and he is deemed to have supplemented this by inspection where the Conditions of Contract so require. At the time of tender the Overseeing Organisation should designate which strata or deposits are to be measured as being Hard Material; bound materials in existing pavements and the like will always be Hard Material. In bulk earthworks, materials which in the Overseeing Organisation’s judgement may reasonably be removed by using conventional rippers, taking into account factors such as the location and extent of the excavation, the size of the project and other limitations, should not be designated as Hard Material.

If the material found during the course of construction is that which was shown at the time of tender, or could be ascertained by the Contractor’s pre-tender inspection, then admeasurement should follow the same designations irrespective of the actual hardness of the material. If the material found in the course of construction is not as described in the tender documents or apparent by inspection, the Contractor may raise a claim if permitted under the Conditions of Contract. It will then be for the Contractor to demonstrate that the material could not reasonably have been foreseen and that extra costs had arisen, according to the terms of the Contract.

(05/01) Difficulties can arise when the extent of designated strata is not clear. Soils are widely variable and the interface between strata can be indistinct: fragmented Hard Materials might gradually merge with other soils for example. The points to which the measurements of Hard Material strata are taken may then be ascertained by the application of sub-paragraph (ii) above. At the time of tender the Overseeing Organisation has to make a judgement regarding the extent of designated strata. In the course of construction a similar judgement will be required based upon observations in the field. Hard Material is only measured separately in Series 300: Fencing, Series 500: Drainage and Series 600: Earthworks. It is not likely that the application of sub-paragraph (ii) above will cause problems of measurement under Series 500. Drainage excavation usually will be done with backhoes appropriate to the size of the trench and it is unlikely that the Contractor would use other plant unless it was essential. The extent of the designated strata therefore should be apparent from performance and only a limited amount of judgement would be required. In bulk earthworks the position might not be so clear. For example, the Contractor might be excavating by means of scrapers and in areas where designated Hard Material strata are shown the scrapers might be augmented by other plant; the extent to which such plant is actually used would not show the limit of the Hard Material strata and the Overseeing Organisation would have to give a decision on the extent of the designated strata.

Paragraph 13(c) of the Preambles to the Bill of Quantities sets out three methods of designating Hard Material for measurement purposes:

- (a) designated strata
- (b) designated deposits with limits shown on the Drawings
- (c) existing pavements, footways, paved areas and foundations.

The selection of (a) or (b) above is achieved by applying professional judgement to borehole data and other sources of information to determine those identifiable strata and deposits which are likely to create significant costs relative to the excavation of other materials in the Works. It is intended that the results of this judgement should be included in the Contract.

The compiler should ensure that only one method of designation is used for any particular material. Once a strata or deposit has been designated as Hard Material it is not subject to reclassification. Conversely, the fact that a material similar to that designated as Hard Material in a deposit within defined limits shown on the Drawings, may be found elsewhere does not indicate that it will be measured as Hard Material in the other location.

Designation of material as Hard Material is for measurement purposes and is not intended to indicate that the material has any particular level of strength, bearing capacity or other characteristic.

Where Hard Material is designated by reference to named strata alone the total quantity excavated from within those strata is subject to admeasurement. Where deposits are designated by limits shown on the Drawings that volume is measured and paid for as Hard Material. For both methods of designation the material actually excavated may not fall within the definition of Hard Material as set out in sub-paragraph 1(h)(ii) of Chapter I. Hard Material designated under Paragraph 13(c) i.e. existing pavements, footways, paved areas and foundations is subject to admeasurement but excluding any unbound materials within the pavement, footway, paved area, or foundation.

Notwithstanding the means of designating Hard Material, care must be taken to ensure that the quantity inserted in the Bill of Quantities is consistent with the information made available to the Contractor.

## **8 Crib Walling, Reinforced Earth Structures and Anchored Earth Structures**

When designed by the Contractor, these structures are to be measured under Series 2500. The references throughout Series 600 to these structures are included only to allow the Contractor to produce his priced schedules of quantities required by Paragraph 16 to the Bill of Quantities.

## **9 Typical Earthworks Schedules**

(05/01) The schedules shown below illustrate information to be provided by the Overseeing Organisation and incorporated in the Contract. The sub-division of the schedules should be based on substantial changes in the type of construction or at major physical obstructions. For example a sub-division may be appropriate in the roadworks schedule where a cut/fill interface is reached or where an area of embankment is to be surcharged.

## **10 Ground Water Lowering**

This item is for use when the Overseeing Organisation has either designed the method of de-watering or specified the reduced water level. It is not intended for the normal Site drainage as specified under General Requirements (Clause 602 of SHW).

## **11 Trial Pits**

The item for excavation of trial pits should be used for specific trial pits specified in the Contract or ordered by the Overseeing Organisation during the currency of the Works. It is not intended for the various testing and sampling required by the Contract and scheduled in Appendix 1/5 or 1/6. Trial pits excavated for the sole purpose of classification of earthworks materials are not to be measured as these are covered by Paragraph 2(vii) to the Bill of Quantities; however, the extent of sampling should be clearly defined in the tender documents.

## **12 Perforation of Redundant Slabs, Basements and the Like**

The location and extent of perforation required should be detailed in Appendix 2/1.

## **13 Geotextiles**

Laps which are described in the Specification are included in item coverage for geotextiles and not measured separately. The measurement of geotextile shall be the developed area of the geotextile and this will include turn ups at edges, returns for anchorages and laps shown on the drawings.

## 14 Stated Class of Imported Material

Bill compilers should not utilise Group 1 Feature 2, stated class of imported material, when excavated acceptable materials Classes 1 to 4 arising from site are inadequate or not present to satisfy the specific requirements of placement of acceptable material in particular locations. Any shortfall of acceptable materials Class 1 to 4 should be measured within Group 1 Feature 1.

It is the responsibility of the compiler to make the appropriate engineering judgement in balancing those classes or sub-classes of acceptable materials that are available to the Contractor from excavations measured in Series 600 to the quantity of acceptable materials required for placement in the Works.

## 15 Ground Improvement - Vibrated Stone Columns

(05/01) Vibrated stone columns require separate itemisation for different diameters. Due to the nature of the process the final diameter of the stone column will differ from the diameter of the original hole formed. Classification should relate to the minimum diameter required, as specified in the Contract. Should the final diameter be larger than the minimum specified this is the responsibility of the Contractor and he should make allowance to his rates and prices in accordance with item coverage paragraph 110 of Series 600.

## 16 (05/01) Imported Topsoil and Topsoiling

When there is a shortfall of site won topsoil and the need to measure items for imported topsoil is identified then corresponding items for topsoiling should be measured in accordance with paragraphs 77 to 81. This measurement should include for the placing of topsoil Class 5A excavated from within the site and the placing of imported topsoil Class 5B.

## 17 (05/01) Surcharge Material

Excavation of Acceptable Material which is to be used as Surcharge, should be (a) included in the Earthworks Schedule and (b) identified separately. Note 9 above (on page 5) and page 9 of this Series provide a proforma folded A3-size sheet with a "Typical Roadworks Earthworks Schedule". Below the heading of that schedule in the third row, is a sample entry "(Surcharge Ch 910-1155)". The earthworks schedules should include the volumes of surcharge material placed and removed. Sufficient information should be given by the Overseeing Organisation in the tender documents (whether specified, drawn or quantified) to enable the surcharge requirement and the likely loss of surcharge material to be established both for inclusion in the earthworks balance and to enable the tenderer to separately identify these volumes.

The inclusion at paragraph 18 of

"(p) disposal of surcharge material (as this Series paragraph 39) where occasioned by the Contractor's method of working;"

as item coverage is not intended to specifically cover the disposal of the measured volume of residual surcharge material as calculated in accordance with paragraph 15 (c). The measurement and earthworks balance is based on the re-use of residual surcharge material. Specification sub-Clauses 608.6 and 608.7 and Appendix 6/3 are particularly relevant. The Contractor may, however, wish for his own operational reasons to import material for the finished embankment

and dispose of the residual surcharge, e.g. subject to (a) Appendix 6/3, and/or (b) Appendix 1/13. The replacement by the Contractor of acceptable material arising on site is an obligation imposed on the Contractor under sub-Clause 602.3 of the Specification. Item coverage for excavation has therefore been extended to include the cost of the Contractor's optional disposal of surcharge. This principle would apply also to any constraints imposed by the Employer under the Contract which, in all practicality, prevented the re-use of surcharge material. MMHW measurement paragraphs have been drawn up to apply universally and in order to provide for use of all available acceptable arisings irrespective of optional or imposed constraints which obviate such use. Due allowance should be made by tenderers in their rates against the measured quantities to reflect their actual disposal/import requirements. Item coverage paragraph 18(p) provides for disposal of surcharge only where the Contractor opts for disposal to suit his method of working or where constraints in the contract inhibit re-use of surcharge material.

Concerning Disposal of Material, MCHW 4.1 (MMHW) Series 600, paragraph 35(a) states that

“The measurement of disposal of acceptable material shall be, for acceptable material excluding Class 5A – the volume excavated from within the Site measured in this Series .....

It is intended that this measurement should include the volume of Surcharge for removal measured under paragraph 15(c) and itemised under paragraph 16 (Group III, Feature 8). The earthworks balance and the measurement paragraphs are based on the re-use of the residual material within the completed embankments (ie the final compacted volume after removal of surcharge).

It is not uncommon for tenderers to have to include in their rates for essential items of work which are not actually measured. For example, excavation and backfilling of working space, over-filling an embankment for protection then trimming back to formation.

To summarise, the measurement paragraphs include:

- (a) the temporary surcharge volume in the total measured deposition and compaction volumes.

By later deducting

- (b) the re-excavated surcharge volume at the end of the specified consolidation period,

these paragraphs operate to calculate

- (c) the final disposal or import requirement based on the material required for the finished embankment (ie after removal of surcharge)

and to cover only

- (d) the loss of surcharge material due to consolidation of the embankment and its foundation.

To illustrate the above, three worked examples using a theoretical Bill of Quantities are included below:

### Example No 1

Shortfall of Excavated Material.		
Compaction of Fill	= 1,000,000m <sup>3</sup> .	Includes surcharge of 250,000m <sup>3</sup> .
Excavation from cuttings etc	= 600,000m <sup>3</sup>	
Excavation in removal of surcharge - Paragraph 15 (c)	= 220,000m <sup>3</sup> *	820,000m <sup>3</sup>
Imported Fill	= 1,000,000m <sup>3</sup> – 820,000m <sup>3</sup>	= 180,000m <sup>3</sup>
Deposition of Fill	1,000,000m <sup>3</sup> – 180,000m <sup>3</sup>	= 820,000m <sup>3</sup>
Disposal of Material	820,000m <sup>3</sup> – (1,000,000m <sup>3</sup> – 180,000m <sup>3</sup> )	= 0m <sup>3</sup>

\* Reflects settlement in embankment of 30,000m<sup>3</sup>.

### Example No 2

Surplus of Excavated Material.		
Compaction of Fill	= 1,000,000m <sup>3</sup> .	Includes surcharge of 250,000m <sup>3</sup> .
Excavation from cuttings etc.	= 800,000m <sup>3</sup>	
Excavation in removal of surcharge - Paragraph 15 (c)	= 220,000m <sup>3</sup> *	1,020,000m <sup>3</sup>
Imported Fill	= 1,000,000m <sup>3</sup> - 1,020,000m <sup>3</sup>	= -20,000m <sup>3</sup> Therefore Import Required = 0m <sup>3</sup>
Deposition of Fill	= 1,000,000m <sup>3</sup> - 0m <sup>3</sup>	= 1,000,000m <sup>3</sup>
Disposal of Material	= 1,020,000m <sup>3</sup> - (1,000,000m <sup>3</sup> - 0m <sup>3</sup> )	= 20,000m <sup>3</sup>

\*Reflects settlement in embankment of 30,000m<sup>3</sup>

### Example No 3

No site won material. Embankments constructed using Imported Fill.

Compaction of Fill	= 1,000,000m <sup>3</sup>	Includes surcharge of 250,000m <sup>3</sup>
Excavation from cuttings etc.	= 0m <sup>3</sup>	
Excavation in removal of surcharge - Paragraph 15(c)	= 220,000 m <sup>3</sup> *	220,000m <sup>3</sup>
Imported Fill	= 1,000,000m <sup>3</sup> - 220,000m <sup>3</sup>	= 780,000m <sup>3</sup>
Deposition of Fill**	= 1,000,000m <sup>3</sup> - 780,000m <sup>3</sup>	= 220,000m <sup>3</sup>
Disposal of Material	= 220,000m <sup>3</sup> - (1,000,000m <sup>3</sup> - 780,000m <sup>3</sup> )	= 0m <sup>3</sup>

\*Reflects settlement in embankment of 30,000m<sup>3</sup>.

\*\* Reflects temporary deposition of imported material used in surcharge.

(11/04) TYPICAL ROADWORKS EARTHWORKS SCHEDULE

EXCAVATION																FILL												Total Fill Material												
ACCEPTABLE						UNACCEPTABLE						LOCATION	GENERAL				LAND-SCAPING	SELECTED GRANULAR						SELECTED COHESIVE																
5A		3		Class 5A		Class 3 and Class 5A		Other than Class 3 and Class 5A		Total Acceptable other than Class 5A (to include processed U1A & U1B material)			U1A		U1B		U2		Total Excavation other than Class 5A		EO Hard Material		Processing of Class U1A		Processing of Class U1B		4		6A	6B	6C	6D	6E	6F	6G	6R	7E	7F	7G	7I
																											Fill to Landscape Areas		Starter Layer (Below Water)	Starter Layer (Course)	Starter Layer	Starter Layer under PFA	Capping for cement Stabilisation	Capping	Fill to Gabions	Capping for Lime and Cement Stabilisation	Capping for Lime Stabilisation	PFA Capping for Cement Stabilisation	Capping for Lime and Cement Stabilisation	
1	2	3	4	5	6	7	8	9	10	11	12	13	14	15	16	17	18	19	20	21	22	23	24	25	26	27	28	29	30	31	32	33	34							
																ROADWORKS																								
																Main Carriageway Ch 0 - 700																								
																Main Carriageway Ch 700-1600																								
																(Surcharge) Ch 910 - 1155																								
																Interchanges Reference 1																								
																Side Roads Reference 4																								
																WATERCOURSES																								
																New reference X																								
																Enlarged Reference Y																								
																Intercepting Ditches: Ch 250-500																								
																Clearing: Reference Z																								
																To include: Motorway Compounds Accommodation Works Service Areas)																								
																Sub - totals																								
																ROADWORKS TOTAL																								

Note: (i) Columns 7, 8, 9 and 10 should include the volumes of material which are to be processed into acceptable material  
(ii) Column 13 should include the volume of material which will be processed from U1A and U1B material

(11/04) TYPICAL STRUCTURES EARTHWORKS SCHEDULE

ACCEPTABLE		EXCAVATION				EO Hard Material		Processing of Class U1A		Processing of Class U1B		STRUCTURE		FILL													Total Fill Material							
		UNACCEPTABLE		Total	GENERAL									SELECTED GRANULAR				SELECTED COHESIVE																
		U1A	U1B		U2									Other than 1C or 6B	Specified 1C	Specified 6B	6H	6I		6J	6N/P	7A	7B		7C	7D								
3	Other than Class 3 and Class 5A	Total other than Class 5A	Total other than Class 5A (to include processed U1A and U1B material)	Other than Class 3 or 6B	Fill to Structures	Above Structural Foundations	Fill to Structures	Drainage Layer to Reinforced Earth*	Reinforced Earth*	Anchored Earth*	Reinforced Earth*	Anchored Earth*	Above Structural Foundations	Fill to Structures	Above Structural Foundations	Fill to Structures	Reinforced Earth*	Reinforced Earth*	Reinforced Earth*	Reinforced Earth*	Reinforced Earth*	Reinforced Earth*												
1	2	3	4	5	6	7	8	9	10	11	12	13	14	15	16	17	18	19	20	21	22	23	24	25	26	27	28	29	30	31	32	33	34	

\* Only to be used when the structure is not within Designated Outlines



---

## Series 700: Pavements

---

### 1 Joints

The item coverage in Series 700: Pavements encompasses all cutting back to existing surfaces and the forming of all temporary and permanent joints. The Contractor is to allow in his prices for any specified joints, for access and the costs of any temporary joints.

### 2 Alternative Types of Pavement

The example overleaf illustrates the compilation of Bills for alternative Types of Pavement. The measurement for each of the individual Bills of Quantities is to be based on the thinnest construction permitted for each Type of Pavement. However, the item description should be for permitted groups rather than specific materials.

### 3 Tack Coats

A tack coat should only be measured as a separate item when the Contract requires a separate or additional tack coat to be applied to an existing surface prior to the construction of the following course of treatment. When it is an integral part of a group or Type of Pavement it is included within the item coverage. Attention is drawn to paragraphs 20 to 24 of Series 700 in which the tack coats are measured.

### 4 Repairs to Existing Carriageways (05/01)

The locations and areas of repairs should be shown on the Drawings.

### 5 Regulating Course

(05/01) It is recommended that where a significant quantity of regulating material is anticipated to be required, as in motorway widening schemes, the regulating course be measured in cubic metres. Measurements by tonnage will only be used exceptionally where there will be significant difficulties in measuring the volume.

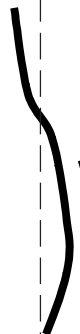

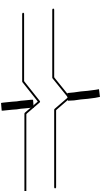


(05/04) Where the contract provides for the measurement of bituminous regulating course by tonnage a contract specific table should be prepared by the compiler and included within the Bill of Quantities in the format shown at Table 5 of Volume 4 - Section 1- Chapter III indicating factors for those materials and aggregates permitted by the Contract.

(05/01) The factors should represent the variation in the relative densities of the permitted aggregates compared to a base factor of 1.00 attributed to one of the permitted aggregates. It is intended that, by application of these factors to the certified tonnage of material, a common measured tonnage is derived, irrespective of the particular aggregate used.

### 6 Breaking Up and Perforation of Redundant Pavements (05/01)

This is measured in Series 600 paragraphs 170 to 173 inclusive.

**Illustrative example of how Bills of Quantities relative to differing  
Types of Pavement construction for a main carriageway are compiled**

	Existing Road	Railway	Break	River	Existing	
(i) Section of new road						
(ii) Permitted Types of Pavement	(a) Flexible (b) Flexible Composite	(a) Flexible	(a) Flexible (b) Flexible Composite (c) Rigid (d) Rigid Composite	(a) Flexible	(a) Flexible (b) Flexible Composite	
(iii) Quantities relative to each Type of Pavement Construction included in separate Bills of Quantities						<u>Compilation</u>
<u>Bill</u>						
A. Flexible	(a) Flexible	(a) Flexible	(a) Flexible	(a) Flexible	(a) Flexible	1+2+3+4+5
B. Flexible Composite	(b) Flexible Composite	(a) Flexible	(b) Flexible Composite	(a) Flexible	(b) Flexible Composite	1+3+5 Flexible Composite 2+4 Flexible
C. Rigid	(a) Flexible	(a) Flexible	(c) Rigid	(a) Flexible	(a) Flexible	3 Rigid 1+2+4+5 Flexible
D. Rigid Composite	(a) Flexible	(a) Flexible	(d) Rigid Composite	(a) Flexible	(a) Flexible	3 Rigid Composite 1+2+4+5 Flexible

**Series 800 is not taken up**

**Series 900 is not taken up**

**Series 1000 is not taken up**

---

## **Series 1100: Kerbs, Footways and Paved Areas**

---

### **1 Steps**

The measurement of steps in this Series is intended for isolated steps and landings (eg steps to communication cabinets in cutting slopes). The Drawings should define within the Contract the extent of the steps and landings at each individual location and each complete set of steps and landings is measured individually at each location. Steps and landings incorporated in a structure should be measured in accordance with the appropriate Series of the MMHW.

### **2 Bituminous and Cement Bound Regulating Course (05/01)**

(05/04) Where the contract requires bituminous and cement bound regulating course in footways and paved areas a contract specific table should be prepared by the compiler and included within the Bill of Quantities immediately following the items of regulating course. This table should be in a similar format to that required for Series 700 – Pavements as shown at Table 5 of Volume 4 - Section 1 - Chapter III indicating factors for those materials and aggregates permitted by the Contract.

The factors should represent the variation in the relative densities of the permitted aggregates compared to a base factor of 1.00 attributed to one of the permitted aggregates. It is intended that, by application of these factors to the certified tonnage of material, a common measured tonnage is derived, irrespective of the particular aggregate used.

---

## **Series 1200: Traffic Signs and Road Markings**

---

### **1 Road Studs** (05/01)

Generally road studs will be chosen by the Contractor to meet the specified requirements and the size should not be stated as this has the effect of limiting the choice unnecessarily.

### **2 Removal of Road Markings**

The removal of road markings in connection with In-situ Recycling Processes is not required to be measured as this is already included with Series 700 Item Coverage paragraph 32(f).

### **3 Traffic Signal Installations - Network Cabling** (05/01)

For the purposes of measurement of Traffic Signal Installations the network is defined as all cabling emanating from either an outstation transmission unit (O.T.U.), an outstation monitoring unit (O.M.U.) or an outstation monitoring and control unit (O.M.C.U.) and terminating at a location outside the limits of the site.

---

## **Series 1400: Electrical Work for Road Lighting and Traffic Signs**

---

### **1 Location of Cables**

The measurement of quantities for locating buried cables should only be applied to those cases where the Overseeing Organisation requires a length of cable to be located and should not be applied to the situation where an end or particular point has to be found to facilitate a connection or joint. The latter is covered by Paragraph 2(vii) to the Bill of Quantities and various references within item coverages. The limits of areas within which the locating of buried cables is required should be shown clearly.

### **2 Earth Electrodes**

The exact number of electrodes required is determined according to the results of resistivity surveys on the soils which will be in contact with the electrodes. Such surveys cannot be done at tender stage where electrodes are to be installed on embankments or in the bottoms of deep cuttings and it is suggested that the quantities billed in such cases are marked "provisional".



---

## **Series 1500: Motorway Communications**

---

### **1 TV Monitoring to Motorways and Other Roads** (05/01)

(05/01) Work which requires permanent TV monitoring to motorways or other roads and which will by its nature be Contract-specific, should be billed in accordance with the various Series of the Method of Measurement and the overall principles of the Method of Measurement. Temporary Closed Circuit Television (CCTV) System for the Monitoring of Traffic shall be measured in accordance with Series 100.

### **2 Location of Cables**

Attention is drawn to the note for guidance on Series 1400.

### **3 Application to Non-Motorway Schemes**

Where non-motorway schemes involve elements of communications equipment then the rules in this Series may still be used. However the title and references to “Motorway Communications” should be amended to “Communications”. This should be achieved by a general note at the start of Amendments to Chapter IV.

### **4 Cable Joints**

Reduction joint to cabinets shall only be measured when marked as being specified on drawings and referenced in Appendix 15/1 as being required.

### **5 National Alterations of the Overseeing Organisations of Scotland, Wales and Northern Ireland** (05/01)

The compiler’s attention is drawn to the fact that the Specification for Series 1500 is not appropriate to Wales. The compiler should refer to any additional and substitute specification requirements and ensure that these are adequately covered by the introduction of additional preambles together with suitable items in the Bills of Quantities.

---

## **Series 1600: Piling and Embedded Retaining Walls**

---

### **1 Casings and Linings**

Casings and linings are to be regarded as temporary unless the Contract states specifically that they are to be left in place.

### **2 Steel Bearing Piles**

If it is anticipated that the final lengths of the steel bearing piles may differ from those originally required in the Contract then items for lengthening or shortening should be included. In the case of cutting or burning off surplus, the number admeasured should be of those piles reaching a set at a length shorter than originally required and accepted by the Overseeing Organisation. The item for cutting or burning off surplus piles applies to both steel bearing piles and lengthened steel bearing piles.

### **3 Embedded Retaining Walls**

For diaphragm walls, if other shapes in plan other than T-shaped or L-shaped are required by the design (e.g. U-shaped), the wording of paragraph 63 of Series 1600 may need to be amended as a departure. In cases where the shape is more complex it may remove uncertainty if the developed length is also indicated on the relevant contract drawing.

Where an embedded retaining wall is required to have a finishing thickness, such as a brick panel, this work should be separately measured in accordance with the units, measurement and itemisation set out in the relevant Series of the Method of Measurement. The cleaning and treatment of the embedded retaining wall face is included in the item coverage in paragraphs 65, 69 and 73 of Series 1600 and need not be separately measured.

### **4 Instrumentation for Piles and Embedded Retaining Walls**

Instrumentation for piles and embedded retaining walls should be measured in accordance with the units, measurement and itemisation set out in Series 600 (paragraphs 148 to 164) expanded as necessary.

### **5 Propping and Anchorages for Embedded Retaining Walls**

Props for embedded retaining walls should be measured in accordance with the units, measurement and itemisation set out in the relevant series of the Method of Measurement.

Anchorages for embedded retaining walls should be measured in accordance with the units, measurement and itemisation set out in Series 600 (paragraphs 128 to 139) expanded as necessary.

## **6 King Post Walls**

King Post Walls are most often based as temporary upholding works and measurement is only required in other cases where they form part of the permanent works. In situations where temporary King Post Walls are designed by the Overseeing Organisation consideration should be given to include a Special Preliminaries item.

---

## **Series 1700: Structural Concrete**

---

### **1 Curved Formwork**

The items for curved formwork in paragraph 13, Group II, Features 5, 6 and 7 are to be used for any formwork that is required to produce a permanent curved finish to the concrete. Formwork curved or hogged in construction before the placement of concrete and designed to achieve a permanent flat finish shall not be measured as curved. Formwork required to produce curved falls and cambers is measured as curved formwork.

### **2 Finishes to Concrete**

Unformed finishes (U1 to U5 etc.) should not be measured. They are covered by the item coverage in paragraph 4 of Series 1700.

### **3 Underbridges and Footbridges**

When underbridges up to 8 m span and footbridges are designed by the Contractor they are to be measured under Series 2500.

---

## **Series 1800: Steelwork for Structures**

---

### **1 Miscellaneous Metalwork**

Items such as cattle grids, culvert grilles and the like should be included under the above heading. Many items will be contract-specific and should be included using the principles of the MMHW.

### **2 Surface Preparation**

It should be noted that in the case of weathering steel, blast cleaning after fabrication is a surface preparation and is included within the item coverage of Series 1900: Protection of Steelwork Against Corrosion, paragraph 4.

---

## **Series 2000: Waterproofing for Concrete Structures**

---

### **1 Additional Protective Layers**

The Specification requires an additional protective layer, in the form of a red tinted bituminous protection, to be laid on those areas of any waterproofing system that are to be overlaid with hot rolled surfacing materials. The Drawings should show these areas and also other areas that are to be provided with other types of additional protective layers, such as a protective concrete screed. These protective layers are included in the item coverage for waterproofing and are not measured separately.

---

**Series 2200: Not taken up**

---

---

## **Series 2400 : Brickwork, Blockwork and Stonework**

---

### **1 General**

The item coverage applicable to removing from store and relaying brickwork, blockwork and stonework includes for replacing items damaged during removal, cleaning, transportation and modifications. The requirements for this work and the expected recovery of second hand materials should be detailed in the Contract. Modifications of which the Contractor was not informed at the time of tender are not covered by this item coverage.



---

## **Series 2500: Special Structures**

---

### **1 Designated Outlines**

The selection of the Designated Outlines on the Drawings should be carefully considered by the Overseeing Organisation. Each Outline should be sufficiently large to include the Overseeing Organisation's non-proprietary design (where appropriate) and all the possible options the Contractor may put forward in accordance with the design specification. The main requirement for the Designated Outline is that it should be clearly defined and fully enclosing.

(11/04) However, where possible the Outline should exclude common items such as pavements, kerbing, safety barriers, service ducts, cables, headwalls and the like. Where these features cannot be excluded from the Designated Outline a schedule should be provided to list the features which pass through or into the Designated Outline but which are to be excluded from the lump sum item and included in the Roadworks or other Bill. Such items should not include integral parts of the structure to be designed. The extent of the work excluded from the lump sum item should be clearly shown and scheduled.

### **2 Foundations**

The item for a footbridge or small span underbridge designed by the Contractor should include the foundations necessary for the structure. The Overseeing Organisation should therefore ensure that the Designated Outline is sufficient to enclose such foundations.

### **3 Alterations Outside the Designated Outlines**

Any alterations or variations to the Works outside Designated Outlines or to existing works as a consequence of the Contractor's designs are not to be included in any admeasurement. See Preambles to Bill of Quantities.

### **4 Detailing of Designated Outlines**

The requirements for the detailing of Designated Outlines will be found in Departmental Standard SD 4/92 and details of the various options for special structures to be designed by the Contractor should be shown in Appendices 1/10 (A) and (B) of the Specification.

### **5 Environmental Barriers**

(11/04) The Designated Outline for an environmental barrier should include any safety barrier required to be fixed to the barrier. The safety barrier should not be listed in the schedule of features excluded from the lump sum item.

## **6 Drains Exceeding 900mm Internal Diameter, Box Culverts and Piped Culverts** (05/01)

The compiler's attention is drawn to the fact that in accordance with the current standards and advice notes all drains exceeding 900mm internal diameter, box culverts, piped culverts and all associated chambers, headwalls, outfall works and concrete bagwork are considered as structures and should be measured in accordance with this Series.

**Series 2600 is not taken up**

---

## **Series 2700: Accommodation Works, Works for Statutory Undertakers, Provisional Sums and Prime Cost Items**

---

### **1 General**

Where accommodation works and works for privately and publicly owned services and supplies are known prior to tendering they should be billed in accordance with Chapter III and with the various Series of the MMHW. It might be appropriate to insert provisional quantities as provided for in Chapter I. If neither of these options can be used and accommodation works and works for privately and publicly owned services and supplies are anticipated but cannot be defined then a Provisional Sum may be included in the Bill of Quantities.

### **2 Provisional Quantities, Provisional Sums, Daywork Schedules and Prime Cost Items (05/01)**

The compiler's attention is drawn to the fact that certain Forms of Contract do not support the inclusion of Provisional Quantities, Provisional Sums, Dayworks or Prime Cost Items. Reference should be made to the specific Form of Contract to be used before such items are included in the Bill of Quantities.

---

## **Series 3000: Landscape and Ecology (05/01)**

---

### **1 General**

Landscape and Ecology works measured in this Series shall comprise the separate measurement of new landscape and ecology works and the measurement of maintenance of existing landscaped and other areas.

### **2 Preparation of Bill of Quantities**

The compiler's attention is drawn to the difference between the measurement approach adopted for new landscape and ecology works and that for maintenance of existing areas.

Separate items shall not be measured for any establishment and maintenance works associated with new landscaping, except for mulching, as these items are included in the item coverage for new planting and the like. Contractors are deemed to have allowed within their rates and prices for all post-planting establishment and maintenance work to be carried out during the Contract Period.

Works to be carried out in advance of planting are to be measured separately.

### **3 Vegetation Clearance**

The compiler's attention is drawn to the necessity to measure vegetation clearance in addition to any areas of site clearance that may be measured elsewhere in the Bill of Quantities.

Since the work required to be carried out in association with vegetation clearance differs from that to be carried out under site clearance, an item of general site clearance should always be measured in connection with any areas which require vegetation clearance.

### **4 Mulching**

Where mulching is required it shall be measured irrespective of whether it is applied to new areas of planting or in connection with the maintenance of existing areas.

### **5 Weed Control, Maintenance of Established Trees and Shrubs, Maintenance of Grassed Areas and Maintenance of Wild Flower Areas, Areas of Nature Conservation Value and Ornamental Planting Areas**

Items under these headings shall only be measured separately in connection with maintenance of existing areas. Weed control and the like in connection with areas of seeding, turfing and new planting is included in item coverage in the relevant paragraphs and for which allowance is deemed to have been made by the Contractor in his rates and prices.

## **6 Special Ecological Measures**

Due to the widely ranging elements dealt with under this heading the compiler should satisfy himself as to the adequacy of the item coverage at paragraphs 46 to 51 and amend this as necessary to suit the requirements of the particular design.

## **7 Staged Payments**

The rates and prices inserted in the Bill of Quantities by the Contractor for new Planting, Seeding and Turfing measured in accordance with Series 3000 include for all post-planting work required to be carried out in accordance with the Specification and the relevant Appendices.

(05/04) In order to properly reflect the nature, extent and timing of the various planting and post-planting work to be carried out during the course of the Contract, the compiler's attention is drawn to the requirement for a staged payment schedule as set out in Table 4 of Volume 4 - Section 1. This schedule, which is only in respect of planting, seeding and turfing, as measured in accordance with paragraphs 6 to 13 inclusive, is to be completed by the compiler and inserted in the Bill of Quantities immediately preceding the Collection Page for Landscape and Ecology.

The compiler should also note the requirement to insert the frequency at which payments are to be made. It is suggested that 6 monthly intervals is a reasonable frequency but the compiler may enter any frequency having given due regard to the extent of the works and the period over which the post-planting work is to be carried out.

The compiler may also wish to amend the Staged Payments Schedule to differentiate between summer and winter post-planting work.

The following table shows indicative percentages that may be applicable for use in the Staged Payments Schedule. Notwithstanding the percentages shown below the compiler must ensure that the percentages entered in the Staged Payments Schedule represent the scope and extent of the work required to be carried out for the particular contract.

Activity	Percentage to be paid on planting	Percentage to be paid in respect of post-planting works	Total
Grass Seeding:			
High Frequency Cuts	80	20	100%
Medium Frequency Cuts	85	15	100%
Low Frequency Cuts	90	10	100%
Minimal Frequency Cuts	95	5	100%
Wildflower Seeding	80	20	100%
Turfing	65	35	100%
Trees including whips	90	10	100%
Shrubs including transplants	70	30	100%
Wildflower Plants	98	2	100%
Hedge Plants	75	25	100%
Emergent, Marginal and Aquatic Plants	100	0	100%
Bulbs			
in grassed areas	100	0	100%
in beds	80	20	100%

The compiler's attention is drawn to the following notes relating to the indicative percentages shown above and which must be taken into account when preparing the Staged Payments Schedule for inclusion in the Bill of Quantities:

1. The percentages shown for grass/turf/wildflower seeding and planting assume machine cutting of clear areas using ride-on mowers. The percentage should be adjusted if the compiler considers that pedestrian mowers will be used and/or any obstacles to be cut around will unduly influence the indicative percentages shown.
2. The post-planting work percentages should be increased if the contract includes a significant amount of cutting slopes.
3. All indicative post-planting work percentages exclude watering. Where a watering requirement is anticipated the percentages shown above should be adjusted to reflect this.

---

**Series 5000: Maintenance Painting of Steelwork** (05/03)

---

**1 Grinding after Surface Preparation**

When the extent of surface defects cannot be ascertained beforehand, an assessment of the work shall be made and appropriate items measured.

**2 Replacement of Structural Members**

Structural members which were originally hot dipped galvanized and display signs of deterioration shall be replaced and shall be measured in accordance with Series 200, 1800 and 1900.